



THE BIGGEST & BEST RANGE OF ARTS & CRAFTS, SCRAPBOOKING & CARDMAKING SUPPLIES IN THE AREA

Amanda's of Mogo

(02) 4474 3453

The winter chill is upon us, which is a perfect time to rug up & craft away. We've got plenty of stimulating classes to help you get through the next few chilly months.

Stephanie & Ted jet off to Norway, England & Ireland mid August to celebrate 50 years of marriage and catch up with their gorgeous English Grandchildren. Therefore there will only be a few classes while they are away as I'll be working all week & weekends.

Jill will kick us off with a devine card with a delicate punched edge, lots of folds & decorated panels—Very, very pretty, Collapsible Card (22nd July)

We'll start some Christmas inspiration in July with Red &

White Xmas cards & Xmas Star card (24th July).

Batemans Bay Papercraft weekend is 29th—31st July (ring Darlene on 4455 6424 if you haven't yet booked).

There are many more Xmas cards like Acetate Xmas (15th October), Cricut Xmas (22nd October) & Tim Holtz Xmas card (12th November) for those who like grunge.

Lots of scrapbooking—there may be extra dates organised if needed so ring and show you're interest if you'd like to be contacted about these.

For those not doing Xmas we have Loralie cards (23rd July), High Tea & Around the World cards (9th September) & Graphic 45 Wizard of Oz cards

(22nd October).

For Magnolia stamp fans—we'll have Tilda Scene card (14th October) & Magnolia Xmas cards (30th October).

And for non Card projects—Polymer Clay Black & White Modern Beads (3rd December), Graphic 45 Le Cirque Album (19th November), Dream Banner (29th October) and a Xmas Organiser (23rd October).

There are lots more classes and hopefully something to suit everyone. Don't forget to book in early to avoid disappointment. We may put on more dates if needed.

So stay warm & we'll see you next term.

Amanda

New Products



Magnolia Stamps—The latest Magnolia Ink magazine is in store at \$15 and is jam packed with lovely ideas for the beautiful Tilda range of stamps. We also have a lot of new stamps—just arrived. Tilda as a Mermaid, Tilda blowing bubbles, Picket fence, a tree swing, a tree and many more wonderful stamps for creating scenes for special cards. Call in or go online to see our full range.

Docraft—The June/July Creativity magazine is on the shelves with all products selling fast. There's **Tatty Teddy** who's a really cute scruffy bear with stamps, papers, stickers & 3Ds as well as embossing folders. **Tulips** is another range in lovely pastel colours featuring a sweet couple & a dog, birthday cakes & some oriental style scenes. Again stamps, 3D stickers, toppers & lovely embossed cards in this range. **Capsule Collection** black & white, smart papers, ribbons & buttons and 2 great men's stamp sets—cars & sporting men. **Forever Friends Black & Gold** collection has papers & ribbons with the classic Forever Friends teddy bear. Watchout for August/September & October/November issues featuring Christmas ranges.



Loralie Designs Stamps—These are sassy women "with attitude" who love to shop, also Southern Belles with fabulous hair, clothing & accessories (class—23rd July).

Craft Lounge Stamp Sets—These are fabulous fun—they'll give everyone a laugh with hilarious sayings.

Dusty Attic Chipboard—The detail in these chipboards will amaze you. They are so fine it's incredible—from dress forms to ironwork side tables, flourishes & tiny sets of birds, butterflies & corners—perfect for your papercraft projects.

Tim Holtz Accessories & Dies—Lots of new dies & embossing folders in Timmy's classic style including Xmas. New from Advantus—sets with metal wings & crowns.

Bo Bunny—Timepiece, Gabrielle & Ad Lib Collections—from grungy to modern to elegant butterflies.

Spellbinder Dies—Wow! The stunning Spellbinder dies are fabulous & are perfect for all occasions including Xmas. We have a great range—so come in and check them out.

Martha Stewart & EK Success Punches—We have a great range of both these ranges that are a quality punch that cuts exceptional detail. We've plenty of styles to select from & more on the way.



KAISER KORNER



Velvet Ensemble



Bubblegum Hills




Lullaby



Party Animal



Pink Gelato



Little Toot



Blea & Ivy



Chapter One

Note: Please book early to avoid disappointment. Extra classes may be put on if needed.

JULY

FRIDAY 22ND JULY

COLLAPSIBLE CARD
with Jill
9am—12noon
Cost: \$30 supplies included

This card will amaze you as you fold, punch, ink & decorate with papers and stamped Tilda images. Be sure to check it out in store—you won't want to miss it!



SATURDAY 23RD JULY

LORALIE CARDS
9am—11.30am
Cost: \$25 supplies included
Loralie Design stamps are fabulous Sassy Women & Southern Belles with a sense of fun. These cards will have a sense of humour.



Scrap—School Pages
12.30pm—4.30pm

Cost: \$25 supplies additional
You don't have to do school pages but Amanda will have samples of pages on the School Days theme to inspire. Just bring along your photos.

SUNDAY 24TH JULY

RED & WHITE XMAS CARDS
9am—11.30am
Cost: \$25 supplies included



These fresh bright cards with simple ideas will get your Xmas cards started. Punching, simple stamping & papers.

STAR CARD (XMAS)

12.30pm—3.30pm

Cost: \$30 supplies included

This fabulous card, made of many panels & layers opens out to form a star that can be hung on the Xmas tree—really gorgeous!

29TH TO 31ST JULY

BATEMANS BAY CRAFT RETREAT

Having fun at Camp with all the Gals!
Ring Darlene on 4455 6424 for bookings.

AUGUST

FRIDAY 5TH AUGUST

CHANEL XMAS CARDS with Jill
9am—11.30am

Cost: \$25 supplies included

Known for there sheer elegance Chanel designs will inspire these cards with black, gold, glamour and a touch of colour.

XMAS STICKER CARDS
with Jill

12.30pm—2.30pm

Cost: \$20 supplies included

Stickers offer a wonderful variety of designs for your cards and make creating multiple cards a breeze.



SATURDAY 13TH AUGUST

EARTHY POLYMER BEADS
9am—1pm

Cost: \$45 supplies included

Make rich earthy beads and pendants for jewellery making. Shades of browns, ivory, burnt orange and ochres. Using various techniques—polymer clay is great fun.

TUESDAY 16TH AUGUST

Stephanie & Ted flying out to the other side of the world.



TUESDAY 23RD AUGUST

NIGHT SCRAP
5.30pm—9.30pm

Cost: \$30 supplies additional

Bring along your photos and let Amanda inspire you with great ideas to add some flair to your pages. Light supper will be provided

FRIDAY 26TH AUGUST

OPEN SCRAP
9am—1pm

Cost: \$25 supplies additional

Bring your photos and let Amanda inspire you with great ideas to add some flair to your pages.


SEPTEMBER

FRIDAY 9TH SEPTEMBER

AROUND THE WORLD CARDS with Jill
9am—11.30am

Cost: \$25 supplies included

With flavours of Morocco & the Orient these cards will feature embossing, stamping, inking, punching and many more techniques.



HIGH TEA CARDS with Jill
12.30pm—2.30pm

Cost: \$20 supplies included

High Tea is always sophisticated and these cards will be just that. Great for invitations or "Just Because".



TUESDAY 13TH SEPTEMBER

NIGHT SCRAP
5.30pm—9.30pm

Cost: \$30 supplies additional

See description for 23rd August.

FRIDAY 16TH SEPTEMBER

SCRAP—MODERN MEN
9am—1pm

Cost: \$25 supplies additional

Amanda will have modern designs for the men in your life from teens to adults. Just bring along your photos.

FRIDAY 23RD SEPTEMBER

MEDALLION XMAS CARDS with Jill
9am—11.30am

Cost: \$25 supplies included

Rich colours, embossing with inks & textures, die cutting and beautiful medallions will feature on these cards. One will be an envelope style fold—perfect for gift vouchers.



VINTAGE XMAS CARDS with Jill

12.30pm—2.30pm

Cost: \$20 supplies included

Vintage Xmas is always a favourite and with grunging, layering, stamping & die cutting you'll love the dusty pinks & browns on these cards.

OCTOBER

WEDNESDAY 5TH OCTOBER

Stephanie & Ted flying home to have a good sleep.

FRIDAY 7TH OCTOBER

Happy 50th Wedding Anniversary
Ted & Steph!

FRIDAY 14TH OCTOBER

TILDA SCENE CARD
9am—12noon

Cost: \$30 supplies included

This oh so cute card will feature Tilda, in a scene with a cottage, tree, fence, flowers & bugs. You'll have lots of fun making this card.

SATURDAY 15TH OCTOBER

PEACE CARDS
9am—11.30am

Cost: \$25 supplies included

Xmas is a time to think about Peace—these cards will have words, doves & the serenity of Xmas.

ACETATE XMAS CARDS

12.30pm—3.30pm

Cost: \$30 supplies included

Acetate, alcohol inks, embossing, die cutting & stamping will be used on these unusual Xmas cards.

SUNDAY 16TH OCTOBER

XMAS ANGEL CARDS
9am—11.30am

Cost: \$25 supplies included

Send Xmas love with these Angel cards. Lovely, elegant & beautiful cards.

FLOURISH XMAS CARDS

12.30pm—2.30pm

Cost: \$20 supplies included

Stamping & die cutting using beautiful flourishes for these lovely designs for Xmas.

SATURDAY 22ND OCTOBER

CRICUT XMAS
9am—11.30am

Cost: \$25 supplies included

Die Cutting Xmas cards using various Cricut Cartridges. You'll get new ideas to inspire cards using this fabulous machine. You don't have to own a machine to enjoy this class.

GRAPHIC 45 WIZARD OF OZ CARDS

12.30pm—3pm

Cost: \$25 supplies included

The latest in the Graphic 45 range these papers inspired by the timeless classic movie has sparked these beautiful cards with all the characters from Oz.



SUNDAY 23RD OCTOBER
TATTY TEDDY XMAS CARDS
 9am—11am

Cost: \$20 supplies included
 These are a new release of Xmas stamps and papers from Docraft. The Tatty Teddy is very cute & is sure to make your friends feel loved this Xmas.

XMAS ORGANISER
 12noon—2.30pm

Cost: \$25 supplies included
 This is a small book bound on the Zutter machine with pages for organizing your Gifts, Card Lists, Jobs & Celebrations. With a beautiful cover these will make lovely gifts.

TUESDAY 25TH OCTOBER
NIGHT SCRAP
 5.30pm—9.30pm

Cost: \$30 supplies additional
 See description for 23rd August.

FRIDAY 28TH OCTOBER
SPELLBINDER XMAS
 9am—11.30am

Cost: \$25 supplies included
 Spellbinders have stunning dies that inspired these wonderful cards.

OPEN SCRAP
 12.30pm—4.30pm

Cost: \$25 supplies additional
 Bring your photos and let Amanda inspire you with great ideas to add some flair to your pages.

SATURDAY 29TH OCTOBER
XMAS SLIDER CARDS
 9am—12noon

Cost: \$30 supplies included
 Make a couple of cards with different slider ideas. These interactive cards you'll love to play with.

DREAM BANNER
 1pm—3pm

Cost: \$20 supplies included
 This is a very pretty wall decoration. The banner has the word DREAM with flowers & flourishes, then hung on a lovely ribbon—a gorgeous gift to give.



SUNDAY 30TH OCTOBER
DOCRAFT XMAS
 9am—11.30am

Cost: \$25 supplies included
 The Docraft company has many Xmas ranges—these cards will give you a sampling from various ranges.

MAGNOLIA XMAS
 12.30pm—3.30pm
Cost: \$30 supplies included

There will be lots of colouring techniques in this class. The cards will be created using stamps from the Magnolia range—Tilda & the Elves. Very Cute!



NOVEMBER

SATURDAY 12TH NOVEMBER
TIM HOLTZ XMAS
 9am—12noon

Cost: \$30 supplies included
 Cards using Tim's Xmas dies, stamps & inks. These cards will be grungy and Olde World with a distinctive shabby look.

ORNATE IRON CARDS
 1pm—3.30pm

Cost: \$25 supplies included
 Something away from Xmas. Ornate gates, fencing, edging & more using die cutting, chipboard pieces and stamping with a black iron or metallic finish.

SUNDAY 13TH NOVEMBER
CRYSTAL & PEARL XMAS CARDS
 9am—11.30am

Cost: \$25 supplies included
 Very elegant cards adorned with crystal gems, glitter & pearls. These will be simply lovely.

ART NOUVEAU CARDS
 12.30pm—3pm


Cost: \$25 supplies included
 Graphic 45 Art Nouveau & stamping for cards on this chic era of design.

SATURDAY 19TH NOVEMBER
SEWING ROOM CARDS
 9am—12noon

Cost: \$30 supplies included
 From Mum's sewing room—patterns & pins, sewing dummies & tapes. Cards on a favourite theme. Using stamping, die cutting & papers. Some will be retro others grungy but all great! Lots of collage effects.

G45 Le CIRQUE BOOK
 1pm—5pm

Cost: \$70 supplies included
 Amanda learnt this book from Dianne & the Ladies from Graphic 45 early in the year. It's a fun book with hinged pages, and a fabulous spine made from a door plate—simply stunning. The pages are finished with images from the Le Cirque Graphic 45 range of papers.



SUNDAY 20TH NOVEMBER
BIRDCAGE & FEATHER GALS
 9am—12noon

Cost: \$30 supplies included
 Using Stampington stamps—these images have a whacky sense of fun & elegance. One with a Birdcage skirt with a surprise inside. The other has a dress of feathers that's divine.

OPEN SCRAP
 1pm—5pm

Cost: \$25 supplies additional
 Refer to 26th August for description.

FRIDAY 25TH NOVEMBER
POP UP TEMPLATE CARDS
 9am—11.30am

Cost: \$25 supplies included
 Xmas cards using templates to create great pop up surprises inside these cards.

OPEN SCRAP
 12.30pm—4.30pm

Cost: \$25 supplies additional
 Refer to 26th August for description.

SATURDAY 26TH NOVEMBER
STAMP-IT XMAS
 9am—12noon

Cost: \$30 supplies included
 These cards will feature some of the new stamps from Stamp it. They have fabulous designers & you're sure to love these cards. You'll enjoy some unusual fold cards in this class.

MOVIE GODDESS CARDS
 1pm—3pm

Cost: \$20 supplies included
 All Class—all Style—Stars from the Silver Screen. Cards for the Glam Girl in us all.

SUNDAY 27TH NOVEMBER
SIZZIX XMAS CARDS
 9am—11.30am

Cost: \$25 supplies included
 Die cutting and embossing these fun Xmas cards for all to enjoy.

COMMUNICATION CARDS
 12.30pm—3.30pm

Cost: \$30 supplies included
 Typewriters, telephones & writing! These cards take us off the Xmas theme again for a bit of retro fun.

DECEMBER

SATURDAY 3RD DECEMBER
BUCKLE CARD with Graphic 45
 9am—12pm

Cost: \$ 30 supplies included
 This card we made last year as a Xmas card. But here we'll be using the fabulous "Curtain Call" Graphic 45 papers. The card has a paper buckle on the outside & a sliding window that opens when the card is opened.

B&W MODERN POLYMER BEADS
 1pm—5pm

Cost: \$ 45 supplies included
 Slick elegant lines, curves & bold designs make these beads stunning! Polymer clay, if you haven't tried it—is great fun!

SUNDAY 4TH DECEMBER
PMC
 9am—4pm

Cost: Intro—\$175 supplies included
Other—\$55 supplies additional



Enjoy this exciting medium "Precious Metal Clay". It's finely ground silver particles suspended in a binder and water to make it pliable to manipulate like clay. Come and learn something new or do a subsequent silver piece.

FRIDAY 9TH DECEMBER
PARIS CRICUT CARD
 9am—11am

Cost: \$20 supplies included
 Make a triangular panel card adorned with elegant die cuts from the Summer in Paris Cartridge—Tres Chic!

SATURDAY 10TH DECEMBER
SECRET GARDEN CANVAS
 9am—1pm

Cost: \$55 supplies included
 This decorator item will be lovely, featuring a fence, garden gate, flowers & more.

WORKSHOP TERMS & CONDITIONS

- **No bookings will be permitted without payment in full of class fee.**
- Payment of class fee will be forfeited unless cancelled 10 days prior to workshop date or another student is able to be found to fill the space.
- Waiting lists will be taken for all classes.
- Reminders will NOT be given to students. It is the responsibility of the student to ensure dates are remembered.
- **During workshops, the use of mobile phones is not permitted unless under urgent circumstances.**
- Students are required to arrive 15 minutes prior to commencement of workshop to allow adequate time to complete works and to ensure classes finish on time. Students who arrive late or leave early will have to complete work at home.
- When attending a class students are required to follow the lesson plan and will not be permitted to do their own thing.
- Notes will not be provided—please bring your own pen and paper if you wish to take notes.
- We ask that all students concentrate and listen to make the most of their workshop.
- Die cutting facilities are available for use during all scrapbooking classes.
- Tea, coffee and refreshments will be supplied at all workshops.
- Workshops are subject to minimum numbers and may be cancelled if numbers are not met.
- No children are permitted in class workshops under any circumstances.

Most of all.....

Workshops are to learn new techniques and have FUN!

A reminder to Dee, Phyllis & Cathy
 “November is looming” - Aarrgh!!!!
 (I better pull my finger out)

We’re putting out the challenge for **Janet** to stay on her feet for a while. We hope the bruises are almost gone—Ouch!

We'll congratulate **Rita** in advance for her 90th Birthday in December. Some of us enjoyed a lovely luncheon at Rita's recently—thank you for a lovely day.

Our website **www.amandasofmogo.com.au** is back up and running. Please contact us if you have any problems as it is a whole new system and we're still tweaking it. We hope you find it easy to get around and helpful with purchasing.



Romantasy—has moved to a lovely big new store in Fennings Arcade on Orient Street, Batemans Bay. Pop in and let Tanya fit you for a new bra to perk you up for Spring.

Book Review

This is a range of books from Annie's Attic:



Colouring Techniques for Card Making—featuring techniques with coloured pencils, water colours and markers including 45 projects.

Create Your Dream Wedding—is full of simply stunning cards, invitations, boxes, candles & table decorations using your Spellbinder Dies.

Spellbinders—Nestabilities Basics & Beyond—this is a really practical book with approx. 50 designs on using your Spellbinder dies and some combined with the beautiful JustRite Stamps that are designed to coordinate with the Spellbinder dies.

These books are available for just \$25 each.

Cricut Magazine—this is a bi-monthly magazine with the 3rd issue having just arrived. It is full of card & project ideas using various Cricut Cartridges and in varying styles. I think it's a great magazine that will take you through the cards step-by-step or be great inspiration to adapt to a different cartridge, paper or colour scheme.



Contact us if you'd like a copy kept regularly of this bi-monthly magazine. We still have some copies of both Issue 1 & 2 available.

www.amandasofmogo.com.au

Our online store is open 24 hours a day so whether you're a night owl or just not fortunate enough to live close by you can browse our store at your own leisure any time you like.

If there's something specific you can't find please send us an email. Online orders are processed within 2 working days.

Be sure to register for our eNewsletter and for those Facebookers out there you can now become an Amanda's of Mogo Fan.

STEPHANIE'S COOKING CORNER

Coconut Lime Ginger Syrup Cake

- | | |
|---------------------------|-----------------------------------|
| Cake | Syrup |
| 190g Butter | 1/2 cup Castor Sugar |
| 1 1/2 cup Castor Sugar | Zest & juice of 2 Limes |
| Zest of 1 Lime | 1/4 cup Water |
| 4 Eggs | 50g Ginger peeled & sliced finely |
| 3 cups Desiccated Coconut | Optional Lime zest for garnish |
| 1 1/2 cup SR Flour | |
| 1/2 cup Sour Cream | |

Grease a 28cm springform cake tin and line with baking paper. Preheat oven to 160°C. Beat the butter, sugar and zest till pale. Add the eggs one at a time, beating well after each addition. Fold in coconut, flour and sour cream. Combine well. Pour into prepared cake tin and bake for 45 minutes.

When the cake comes out of the oven, start the syrup. Combine syrup ingredients in a small saucepan and simmer for 5 minutes. While the syrup is still hot, pour over warm cake. Allow to cool before slicing.

OPTIONAL To serve: bring 1/2 cup of sugar, 1/4 cup of water with thin slices of ginger to the boil, reduce till lightly golden. Slice cake and serve with extra syrup, fresh lime zest and a dollop of cream.

Gluten & Dairy Free—this recipe is divine made with substituted ingredients to be Gluten & Dairy Free!