



THE BIGGEST & BEST RANGE OF ARTS & CRAFTS, SCRAPBOOKING & CARDMAKING SUPPLIES IN THE AREA

Amanda's of Mogo

(02) 4474 3453

Welcome to 2011, another year gone by quickly. It was very very busy for us with lots of classes and events on last year—3 papercraft camps, dozens of classes busily prepared for and an operation in the middle of the year.

Our Jill was sick for months with a lergy that the kids kept passing back to her (we think she's finally come good). Catie turned 10 and baby Amelia will be 2 in April.

There'll be just 2 terms again this year as Stephanie and Ted go on a well earned holiday to Norway, England and Ireland in Spring as they'll be celebrating their 50th Wedding Anniversary.

1st term this year will go through to the July holidays and we can finally put Christmas behind us by starting to make other projects again.

There are lots of card classes like Nostalgia Toys and From the Pen (5th March), Clockwork Cards (12th March) and Tim Holtz Cards (4th June) all with a grungy feel. For those who like pretty or elegant there's Quilling (6th March), Lacey Edge Cards (15th May), A Touch of Tiffany's (28th May), Wedding & Engagement (19th June) and Cards with Finesse (12th May).

If you prefer to make a project we have Bird Shadowbox (13th March), Antique Canvas (30th April), Exploding Box (29th May) and Clockwork Canvas (4th June).

Plenty of Polymer Clay—Book Covers (15th May), Shell Theme Tile (25th June) and Earthy Jewellery (5th June).

Make the most of your Spellbinder Dies—JustRite Spellbinder Cards (6th June).

Then we have a beginners bookbinding class with Keedah (19th March) followed by a 12 Panel Book (10th April).

If you haven't seen the beautiful books made by Dee, Phyllis, Cathy and Myself for our book swap please ask (they're kept at the shop).

And of course there are many dates for all the scrapbookers, daytimes, nights and weekends.

Always remember if you have a group of ladies who'd like to do some classes just ask and I'll try to put a date together. Also, if you have particular techniques you'd like a class on, let me know and I'll try to put it into 2nd term.

Welcome to 2011 and may it be a fantastic year for you all.

Amanda

New Products



Tim Holtz Stamp Sets—These have Tim's usual quirky style with gorgeous birds, grungy lettering, skeletons, travel tickets, lovely foliage and more.

JustRite Stamp Sets—These are pretty floral designs, lovely squares, oval and circular frames and beautiful wordings designed to co-ordinate with the Spellbinder Dies for fantastic results—refer to Jill's JustRite Spellbinder Cards (6th June). We also have their catalogue/ideas book which is full of inspiration.

Magnolia Stamps—these are very cute! With sweet little characters called TILDA & EDWIN. They are in different poses or doing different things—i.e. Tilda holding a pile of presents (can be used for many occasions) Tilda sitting, Tilda unwrapped where she is unwrapping a present and many more. Magnolia stamps are loved by cardmakers for their endless colouring potential—refer Jill's Magnolia Cards (24th March). We also have the simply beautiful Magnolia Ink magazine in store. Packed with ideas for using your stamps.

Cricut Cartridges—there are always new Cricut Cartridges being released. The most current are Lacey labels, Paper Lace and Carousel.

Perfect Pearls Mist—is a new shimmer spritz which comes in colours to match the perfect pearl pigments.



Graphic 45—"Once Upon a Springtime" is a beautiful new fairy range that has a nostalgic feel to it. Soft apricot, greens and browns. Other images are Beatrix Potter characters. Simply divine—don't forget we still have Alice in Wonderland papers, Steampunk and A Proper Gentleman in stock. They're all stunning.

New Woven Cane style papers—these are so textural. They come in A4 as well as limited styles in large sheets. Great for beach theme invitations and cards!



KAISER KORNER

Kaisercraft's December release was the:

- **Seaside Collection**—dirty red, blue and yellows with beach huts, stripes and hibiscus.
- **English Rose**—simply divine dusty pinks and greens with big roses and flocked flourishes. This has been very popular.
- **Love Notes**—hot pink, black and white—covered with flocked damask, hearts, flourishes and music. Very pretty!

The February release will be:

- **Timeless**—which I love. Brown and grungy with clocks, music, playing cards, dress patterns and maps. Great for heritage pages & cards and perfect for our clockwork cards and canvas this term.
- **Class of '87**—school papers reminiscent of the 60's in dirtied off blues, red, orange and green.
- **Magic Happens**—is the latest fairy range in purple and turquoise. Very pretty and dainty. Covered in fairies, castles, flourishes and stripes.

All ranges have papers, stamps, rub ons and 6x6" paper pads.

Also for release in February are their new collection of rub ons—these all new designs of sayings and snippets on various themes.

Their paper blooms look simply beautiful in a large range of colours. There are many new wood pieces coming also **NEW PROJECTS** to enjoy. *Don't forget to check out new products on our website.*



Note: Please book early to avoid disappointment. Extra classes may be put on if needed.

FEBRUARY

SATURDAY 26TH FEBRUARY

PMC

9am—3pm

Cost: Intro—\$175 supplies included
Other—\$55 supplies additional

Enjoy this exciting medium "Precious Metal Clay". It's finely ground silver particles suspended in a binder and water to make it pliable to manipulate like clay. Come and learn something new or do a subsequent silver piece.



SUNDAY 27TH FEBRUARY

PMC

9am—3pm

Cost: Intro—\$175 supplies included
Other—\$55 supplies additional

Refer to 26th February for description.

MARCH

SATURDAY 5TH MARCH

NOSTALGIA TOY CARDS

9am—11.30am

Cost: \$25 supplies included

Childhood memories will be the theme for these nostalgic cards i.e. trains, dolls & toys. Using Graphic

45 papers, diecutting and more.



FROM THE PEN

12.30pm—3pm

Cost: \$25 supplies included

Beautiful cards on this lovely theme-Fountain Pens, Ink Bottles and Postage Stamps & Markings. These cards will have a grungy feel.

SUNDAY 6TH MARCH

SIMPLE FLORAL QUILLING

9am—11am

Cost: \$20 supplies included

Quilling is a lovely craft and easy to do. Delicate scrolls & rolls of paper are made and pieced together with stamping and punch flowers to create these pretty cards.

SCRAPBOOKING (HIDDEN SECRETS)

12pm—4pm

Cost: \$25 supplies additional

In this class Amanda will show you some lovely new ideas on hiding journaling, memorabilia and extra photos. Bring along your photos.

TUESDAY 8TH MARCH

NIGHT SCRAP

5.30pm—9.30pm

Cost: \$30 supplies additional

Bring along your photos and let Amanda inspire you with great ideas to add some flair to your pages. Light supper will be provided

FRIDAY 11TH MARCH

MEN'S CARDS

9am—11am

Cost: \$20 supplies included

Using masculine papers and stamping you'll get some new ideas for the men in your life.


SATURDAY 12TH MARCH

FRENCH STYLE

9am—12pm

Cost: \$30 supplies included

The elegance of the French style will come to the fore with these lovely cards.




CLOCKWORK CARDS

1pm—4pm

Cost: \$30 supplies included

Using diecutting, embossing, stamping and inking—you'll make stylish cards on a clockwork theme.



SUNDAY 13TH MARCH

GIRLS TO TEENS

9am—11.30am

Cost: \$25 supplies included

Fun girly cards for the girls young and older in your life. Using stamping, diecutting, papers and more for these fun cards.

BIRD SHADOWBOX

12.30pm—5.30pm

Cost: \$85 supplies included



Make this gorgeous shadowbox project using the lovely 7Gypsies conservatory papers featuring birds, eggs, botanical descriptions and other flora and fauna. The shadowbox is also a 7Gypsies piece that is varnished and has 14 holes for decorating. You'll add twigs & fibres and make polymer bugs & eggs to complete.

SATURDAY 19TH MARCH

TRADITIONAL BOOKBINDING with Keedah

10am—1pm

Cost: \$25 supplies additional

Learn the skill of making a book from scratch using papers, boxboard and thread. This is a great beginner or brush up class if you haven't made a book for a while. Keedah will guide you.

THURSDAY 24TH MARCH

MAGNOLIA CARDS with Jill

9am—11.30am

Cost: \$25 supplies included

Using the gorgeous "Tilda" stamps from Magnolia you'll create layered designs, stamped backgrounds and some great colouring techniques.



SILHOUETTE CARDS with Jill

12.30pm—2.30pm

Cost: \$20 supplies included

Focusing on the elegance of silhouettes these cards will be sure to impress. Using stamps, rub ons and diecutting these cards are great for any occasion.



APRIL

SATURDAY 2ND APRIL

FOLIAGE & BRANCHES CARDS

9am—11.30am

Cost: \$25 supplies included

There are some beautiful foliage stamps. These will be the focus for these sophisticated cards. Alcohol inks will be used in this class.

DIECUT BIRDS

12.30pm—3pm

Cost: \$25 supplies included

There are lots of bird dies available that look great as a feature on cards. One card will use the multi-stamping technique as a sensational backdrop.



SUNDAY 3RD APRIL

TEABAG FOLDING

9am—11am

Cost: \$20 supplies included

This technique has been around for years but can be very dramatic or elegant depending on the papers you use. You'll learn different folds to create different medallions to decorate cards.

MASKING TECHNIQUES

12pm—3pm

Cost: \$30 supplies included

On these cards you'll learn this great technique that allows you to combine many stamps to create a complete image or fantastic layering. A great technique to add "new uses" for your stamps.

TUESDAY 5TH APRIL

NIGHT SCRAP

5.30pm—9.30pm

Cost: \$30 supplies additional

Refer to 8th March for description.

THURSDAY 7TH APRIL


FRAMED MESSAGE CARDS

with Jill

9am—11.30am

Cost: \$25 supplies included

These cards will make a feature of message and frame stamps, rub ons and stickers. Classic cards to suit all ages.



FLOWER CREATIONS with Jill

12.30pm—2.30pm

Cost: \$20 supplies included

Jill will show you at least 3 flower making techniques to create from scratch. You'll use one of these techniques to create a beautiful card as well as flowers to take home.

FRIDAY 8TH APRIL

OPEN SCRAP

9am—1PM

Cost: \$25 supplies additional

Bring your photos and let Amanda inspire you with great ideas to add some flair to your pages.

SUNDAY 10TH APRIL

DASHING GENTS

9am—11.30am

Cost: \$25 supplies included

Graphic 45 papers, Darkroom Door and other gentlemen stamps will be combined for these cards—VERY DEBONAIRE!

12 PANEL BOOK

12.30pm—4pm

Cost: \$45 supplies included

For those who like bookmaking this will be a fun project to make. It's hard to describe but 12 panels will be covered and hinged together. All the pages can be seen at once then folded to form the book.

SUNDAY 17TH APRIL
ORIENTAL STICKERS

9am—11am

Cost: \$20 supplies included

These fantastic oriental stickers can easily, with a bit of imagination, create cards with dimension and style.



ALL THINGS KEYS
12pm—2.30pm

Cost: \$25 supplies included

Stamping, embossing and diecutting. I love keys whether they're old and rusty or elegant with a tassel attached. They always make great embellishments for cards.

TUESDAY 19TH APRIL
PICTURE WINDOW CARDS

9am—11am

Cost: \$20 supplies included

Using a rectangle cutout window you'll be shown how to follow patterns to make lovely scenes, then add dimension to complete the cards. Just lovely and something different.

HOUSE MOUSE CARDS
12.30pm—3.30pm

Cost: \$30 supplies included

House Mouse is a very cute range of stamps we've recently managed to find again. There will be lots of colouring techniques used on these ever so cute Mouse cards like chalking, watercolouring and promarkers.



WEDNESDAY 20TH APRIL
NIGHT SCRAP

5.30pm—9.30pm

Cost: \$30 supplies additional

Refer to 8th March for description.

SATURDAY 30TH APRIL
FAIRYTALE CARDS

9am—11.30am

Cost: \$25 supplies included

Using fairies by Graphic 45, Docraft & Kaisercraft. Plenty of fairytale creativity.

ANTIQUE CANVAS
12.30pm—4pm

Cost: \$55 supplies included

This is a very elegant canvas using Graphic 45 papers, diecut images and gorgeous handmade roses with a slightly grungy look to age for a beautiful antique feel. JUST GORGEOUS!

MAY

WEDNESDAY 11TH MAY
NIGHT SCRAP

5.30pm—9.30pm

Cost: \$30 supplies additional

Refer to Tuesday 8th March for description.

THURSDAY 12TH MAY
CARDS WITH FINESSE with Jill

9am—11.30am

Cost: \$25 supplies included

These cards are elegant, stylish and chic using unusual card folds we'll make the most of stamping, embossing and ribbons.



BY THE SEASIDE with Jill
12.30pm—2.30pm

Cost: \$20 supplies included

It doesn't have to be summer to enjoy the seaside. From bright colours to natural shades you'll enjoy these cards all year round.

SATURDAY 14TH MAY
TEMPLATE CARDS

9am—11.30am

Cost: \$25 supplies included

There are many templates available like purses, boxes, birds, medallions and flowers. You'll get some good ideas on how to use these.



GAMES WE PLAY
12.30pm—3pm

Cost: \$25 supplies included

Anyone for chess? Stylish folded cards stamped and embellished with chess and playing cards as the subject.

SUNDAY 15TH MAY
LACEY EDGE CARDS

9am—11.30am

Cost: \$25 supplies included

Punches, diecutting and hand coloured laces are just beautiful for these very pretty cards.

POLYMER BOOK COVERS
12.30pm—4.30pm

Cost: \$50 supplies included

Polymer clay is an ideal medium to either decorate a book cover or to make as the actual cover. A great way to present your books.

FRIDAY 27TH MAY
PRIMA CARDS

9am—11.30am

Cost: \$25 supplies included

These papers are divine. Rich beautiful colourwashes and patterns. I'll give you ideas to make the most of these spectacular papers.



SATURDAY 28TH MAY
A TOUCH OF TIFFANY'S

9am—11.30am

Cost: \$25 supplies included

The elegance of Tiffany's—diamonds, tassels, their beautiful pale aqua blue and gorgeous bows. Simply beautiful!

OPEN SCRAP
12.30pm—4.30pm

Cost: \$25 supplies additional

Refer to Friday 8th April for description.

SUNDAY 29TH MAY
EXPLODING BOX

9am—1pm

Cost: \$45 supplies included

This is a sensational box that actually has a box within a box—when the lid is lifted the sides "explode" out collapsing to show lots of beautiful decorations.



TUESDAY 31ST MAY
NIGHT SCRAP

5.30pm—9.30pm

Cost: \$30 supplies additional

Refer to Tuesday 8th March for description.

JUNE

SATURDAY 4TH JUNE
TIM HOLTZ CARDS

9am—12pm

Cost: \$30 supplies included

There are so many fantastic Tim Holtz products from paints & inks, embellishments, dies, masks & stamps. Lots of grunge and quirky off beat elegance—We love Timmy!

CLOCKWORK CANVAS
1pm—4.30pm

Cost: \$45 supplies included

This is a decorator item with a clockwork theme—cogs, clock face, hands. With stamping and inking to create a fabulous dimensional canvas for the wall or sideboard.

SUNDAY 5TH JUNE
EARTHY POLYMER BEADS

9am—1pm

Cost: \$45 supplies included

Make rich earthy beads and pendants for jewellery making. Shades of browns, ivory, burnt orange and ochres. Using various techniques—polymer clay is great fun.

MONDAY 6TH JUNE

JUSTRITE SPELLBINDER CARDS with Jill
9am—11.30am

Cost: \$25 supplies included

JustRite stamps are designed specifically for use with the spellbinders dies and will be used to create designs with endless possibilities. If you haven't already used the fabulous spellbinder dies in your Cuttlebug now's the time to start.

GLITTERY GLITZ CARDS with Jill
12.30pm—2.30pm

Cost: \$20 supplies included

You'll use glitter, die cut glitter papers, glitter glues and more to create glitzy cards to impress your friends and family.

TUESDAY 14TH JUNE
NIGHT SCRAP

5.30pm—9.30pm

Cost: \$30 supplies additional

Refer to Tuesday 8th March for description.

SATURDAY 18TH JUNE
TAGS & TRAVEL

9am—12pm

Cost: \$30 supplies included

I love tags! They're always fun to decorate. These cards will be on the travel theme with stamping, papering, ribbons and fibres.



TIM HOLTZ GRUNGE PAPER BOOK
1pm—5pm

Cost: \$45 supplies included

Make this unique book from scratch using the amazingly flexible "grunge paper". Diecutting and book assembly will be used to take home and personalise.

**Classes continued
over page ...**

WORKSHOP TERMS & CONDITIONS

- No bookings will be permitted without payment in full of class fee.
- Payment of class fee will be forfeited unless cancelled 10 days prior to workshop date or another student is able to be found to fill the space.
- Waiting lists will be taken for all classes.
- Reminders will NOT be given to students. It is the responsibility of the student to ensure dates are remembered.
- **During workshops, the use of mobile phones is not permitted unless under urgent circumstances.**
- Students are required to arrive 15 minutes prior to commencement of workshop to allow adequate time to complete works and to ensure classes finish on time. Students who arrive late or leave early will have to complete work at home.
- When attending a class students are required to follow the lesson plan and will not be permitted to do their own thing.
- Notes will not be provided—please bring your own pen and paper if you wish to take notes.
- We ask that all students concentrate and listen to make the most of their workshop.
- Die cutting facilities are available for use during all scrapbooking classes.
- Tea, coffee and refreshments will be supplied at all workshops.
- Workshops are subject to minimum numbers and may be cancelled if numbers are not met.
- No children are permitted in class workshops under any circumstances.

Most of all.....
Workshops are to learn new techniques and have FUN!

...Classes continued from previous page

SUNDAY 19TH JUNE
ENGAGEMENT/WEDDING CARDS
9am—11.30am

Cost: \$25 supplies included
Beautiful, elegant and classical. You'll gather new designs to add to your repertoire. Just lovely for that special occasion.

OPEN SCRAP
12.30pm—4.30pm
Cost: \$25 supplies additional
Refer to Friday 8th April for description.

SATURDAY 25TH JUNE
POLYMER SHELL TILE
9am—1pm

Cost: \$55 supplies included
This tile will have a shell and underwater theme. A polymer clay decorator piece that will use transfer technique, impressions, moulds and colour washes.

TUESDAY 28TH JUNE
NIGHT SCRAP
5.30pm—9.30pm
Cost: \$30 supplies additional
Refer to Tuesday 8th March for description.

News

Miss Min has moved house recently. Both she and Reg are very happy in their new home.

Our Janet has had yet another operation (we think there's not many parts left to go wrong now)!

Also Dorothy and Helen had their knees done and are on the mend.

Coming up in December we'll be celebrating a big occasion with Our Rita turning 90—there'll be some dancing on the tables and much laughter at that party!

Also our friend "Tacky Pat" moved house last year and is very happy to be closer to her grandchildren.

Speaking of grandchildren, Dianne became a grandmother for the 1st time recently and proudly showed off photos of a gorgeous little girl!



www.amandasofmogo.com.au

Our online store is open 24 hours a day so whether you're a night owl or just not fortunate enough to live close by you can browse our store at your own leisure any time you like.

If there's something specific you can't find please send us an email. Online orders are processed within 2 working days.

Be sure to register for our eNewsletter and for those Facebookers out there you can now become an Amanda's of Mogo Fan.

STEPHANIE'S COOKING CORNER

Flourless Orange Cake

Gluten Free & Dairy Free

- 2 large navel oranges
- 5 eggs
- 1 cup white sugar
- 250g ground almonds
- 1 teaspoon baking powder
- 1 tablespoon icing sugar

Place oranges in a saucepan and cover with water. Bring to the boil and simmer with lid on for 45 minutes. Drain and cool, reserving a couple of tablespoons of the liquid.

Place cooled oranges into a blender and puree until smooth and thick, adding only as much of the reserved liquid as needed (you may not need any). Keep puree as dry as possible.

Beat eggs with white sugar until thick. Add orange puree, almonds and baking powder. Pour into a 23cm greased and lined tin. Bake in moderate oven (180oC) for 1 hour.

Leave to cool in tin. Cake will be moist.

Sift icing sugar over cooled cake. May be sprinkled with orange zest if you like.




Magnolia Stamps—are manufactured in Sweden and feature the very cute girl "Tilda" and boy "Edwin".

Featured in different poses and outfits and with scenery stamps to fit in with what the characters are doing, they are very popular for colouring with pencils, watercolours, inks and pens.



Magnolia Ink – is a fabulous ideas magazine with the next issue due in store mid January. This magazine is packed with loads of ideas to use your stamps with Spellbinders, flowers, border punches, lace and more all in gorgeous colour schemes.

In the Magnolia Cards workshop on 24th March Jill will show you how to use these gorgeous stamps to create layered cards with fabulous colouring techniques. If you like the cutesy look you will love these stamps and the endless design possibilities. Check out the designs in store or online and order yours today.



Batemans Bay Paper Art Retreat
29th to 31st July, 2011

Interested in the Batemans Bay Craft Retreat? This weekend organised by the lovely Darlene & Sandra will be at an exciting new venue this year – Yippee!

Lincoln Downs Motel, Batemans Bay
The cost will be \$400 twin share but this year will include Friday night's dinner and extras.

Call Darlene Dallos on 4455 6424 or Sandra Smith on 4455 3804 (answering machine)
For more information